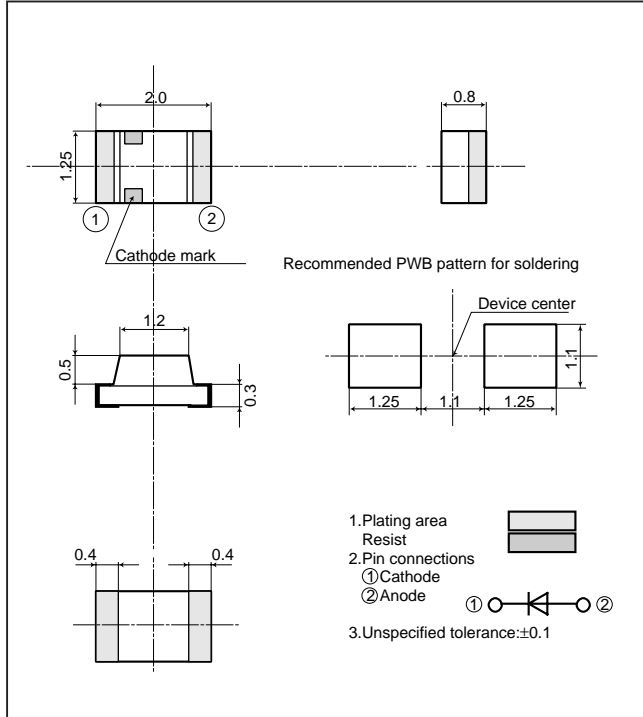


LT1□40A series

2125 Size, 0.8mm Thickness, Leadless Chip LED Devices

Outline Dimensions

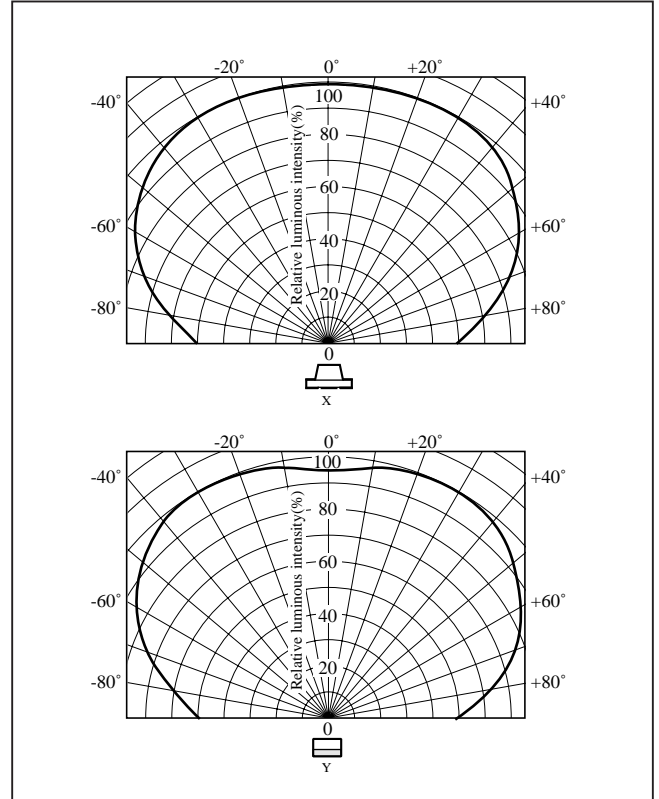
(Unit : mm)



U type: There is Anode mark on the device because polarity faces in the opposite direction.

Radiation Diagram

($T_a=25^\circ\text{C}$)



Absolute Maximum Ratings

($T_a=25^\circ\text{C}$)

Model No.	Radiation color	Radiation material	Power dissipation P (mW)	Forward current I_F (mA)	Peak forward current I_{FM}^{*1} (mA)	Derating factor (mA/°C)		Reverse voltage V_R (V)	Operating temperature T_{opr} (°C)	Storage temperature T_{stg} (°C)	Soldering temperature T_{sol}^{*2} (°C)
						DC	Pulse				
LT1U40A	Red(Super-luminosity)	GaAlAs on GaAlAs	75	30	50	0.40	0.67	4	-30 to +85	-40 to +100	350
LT1P40A	Red	GaP	23	10	50	0.13	0.67	5	-30 to +85	-40 to +100	350
LT1D40A	Red	GaAsP on GaP	84	30	50	0.40	0.67	5	-30 to +85	-40 to +100	350
LT1S40A	Sunset orange	GaAsP on GaP	84	30	50	0.40	0.67	5	-30 to +85	-40 to +100	350
LT1H40A	Yellow	GaAsP on GaP	84	30	50	0.40	0.67	5	-30 to +85	-40 to +100	350
LT1E40A	Yellow-green	GaP	84	30	50	0.40	0.67	5	-30 to +85	-40 to +100	350
LT1K40A	Green	GaP	84	30	50	0.40	0.67	5	-30 to +85	-40 to +100	350

*1 Duty ratio=1/10, Pulse width=0.1ms

*2 For 3s or less at the temperature of hand soldering. Temperature of reflow soldering is shown on the below page.

Electro-optical Characteristics

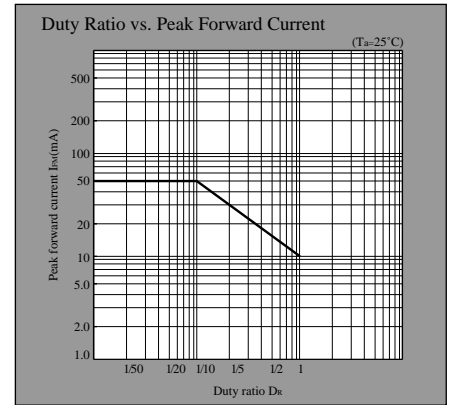
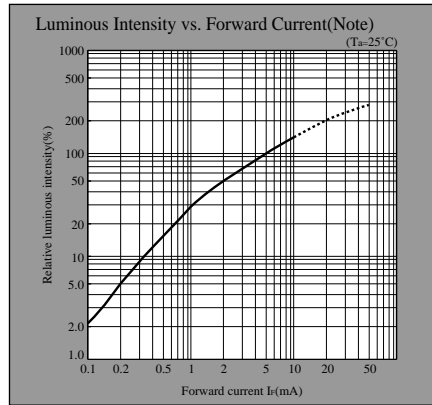
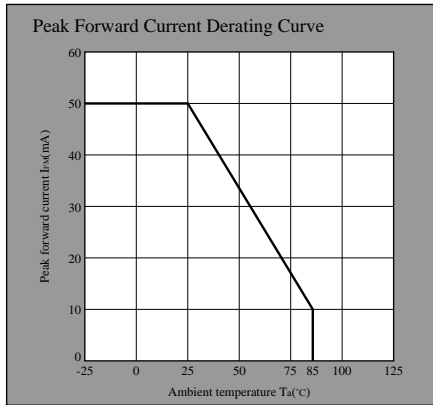
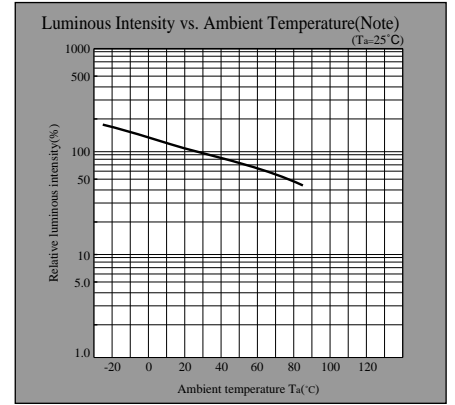
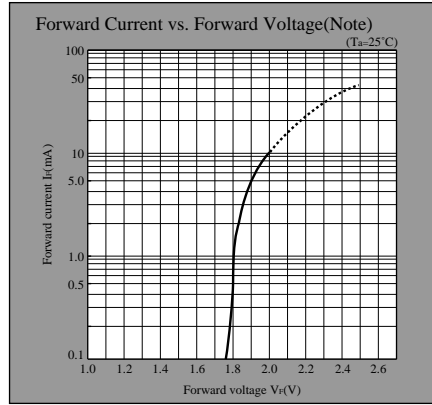
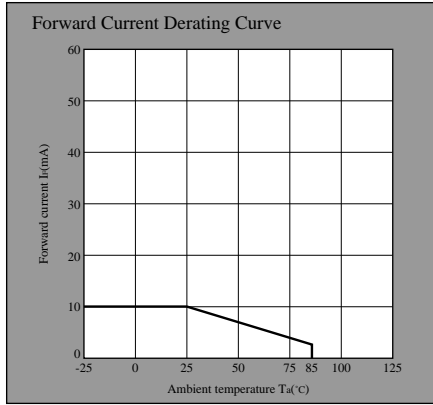
($T_a=25^\circ\text{C}$)

Lens type	Model No.	Forward voltage V_F (V)		Peak emission wavelength		Luminous intensity		Spectrum radiation bandwidth		Reverse current		Terminal capacitance		Page for characteristics diagrams
		TYP	MAX	λ_p (nm) TYP	I_F (mA)	I_v (mcd) TYP	I_F (mA)	$\Delta\lambda$ (nm) TYP	I_F (mA)	I_R (μA) MAX	V_R (V)	C_t (pF) TYP	(MHz)	
Milky diffusion	LT1U40A	1.85	2.5	660	20	35.6	20	20	20	100	3	25	1	→
	LT1P40A	1.9	2.3	695	5	1.3	5	100	5	10	4	55	1	→
	LT1D40A	2.0	2.8	635	20	11.9	20	35	20	10	4	20	1	→
	LT1S40A	2.0	2.8	610	20	9.4	20	35	20	10	4	15	1	→
	LT1H40A	2.0	2.8	585	20	10.8	20	30	20	10	4	35	1	→
	LT1E40A	2.1	2.8	570	20	19.0	20	30	20	10	4	35	1	→
	LT1K40A	2.1	2.8	555	20	5.0	20	25	20	10	4	40	1	→

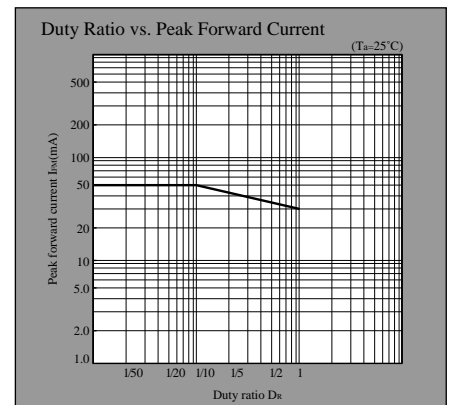
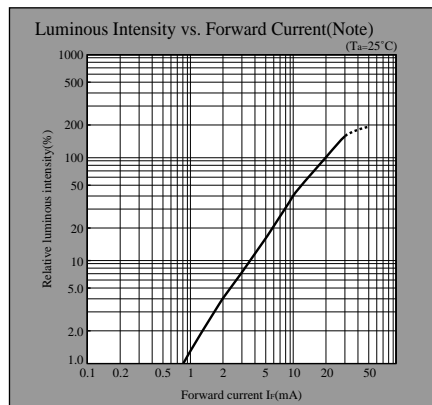
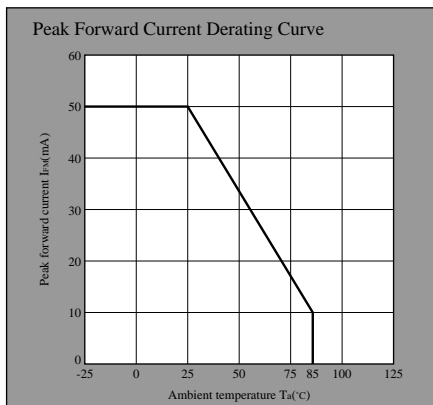
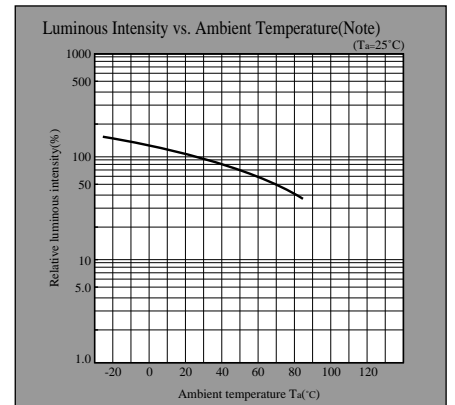
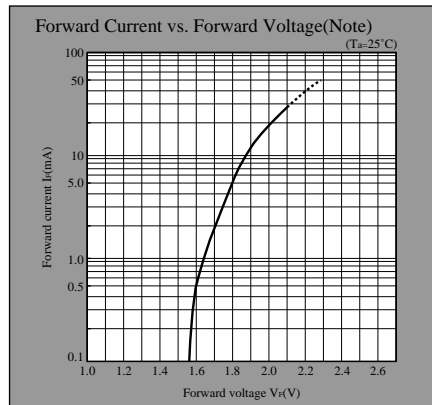
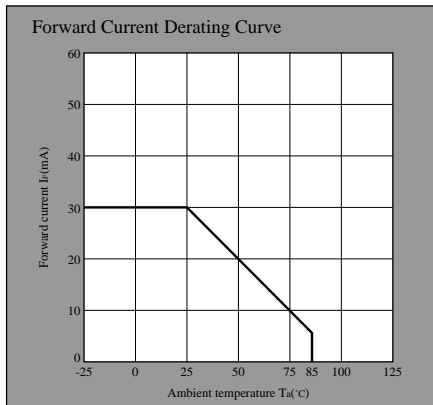
(Notice) • In the absence of confirmation by device specification sheets, SHARP takes no responsibility for any defects that may occur in equipment using any SHARP devices shown in catalogs, data books, etc. Contact SHARP in order to obtain the latest device specification sheets before using any SHARP device.
 (Internet) • Data for sharp's optoelectronic/power device is provided for internet.(Address <http://www.sharp.co.jp/ecg/>)

LED Lamp Characteristics Diagrams

PR series



HD series

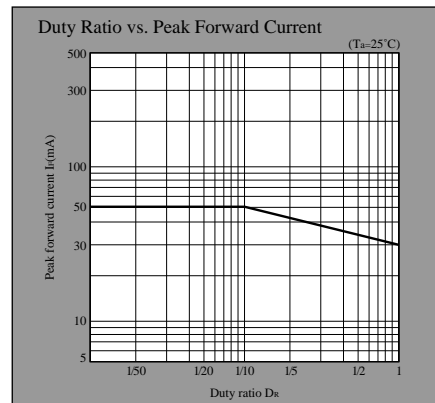
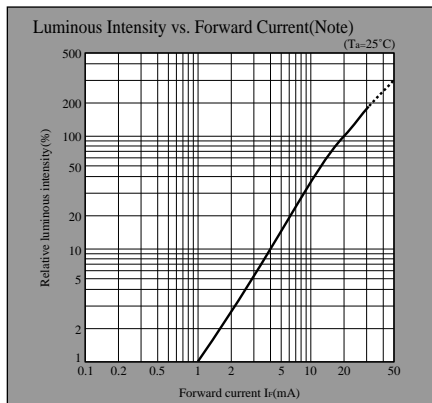
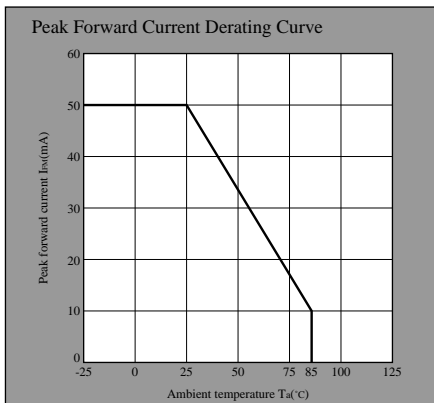
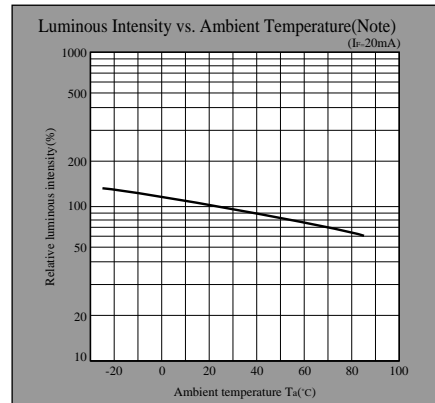
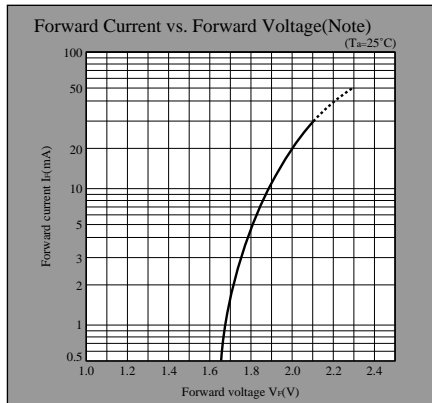
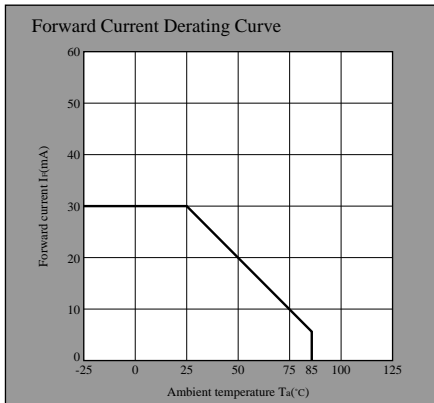


Note) Characteristics shown in diagrams are typical values. (not assurance value)

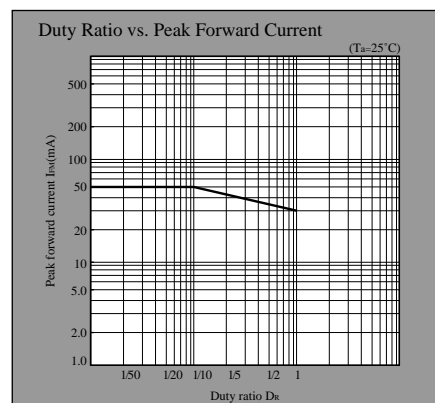
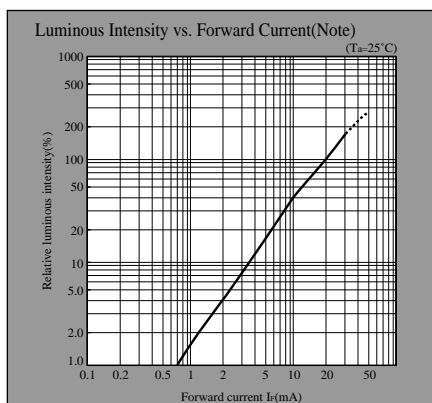
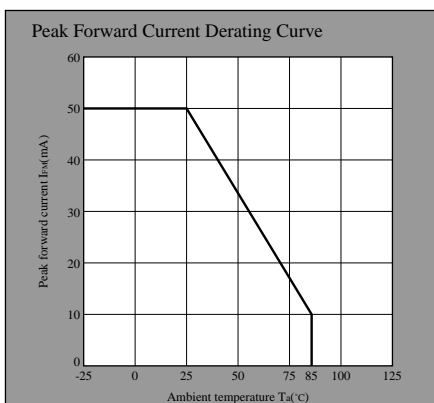
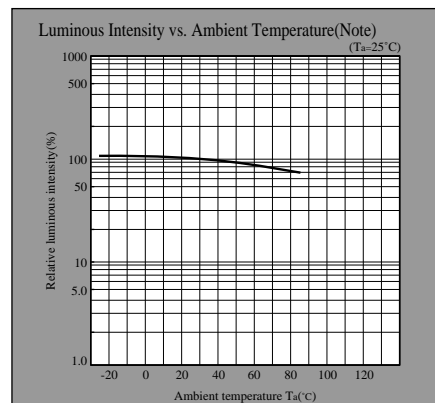
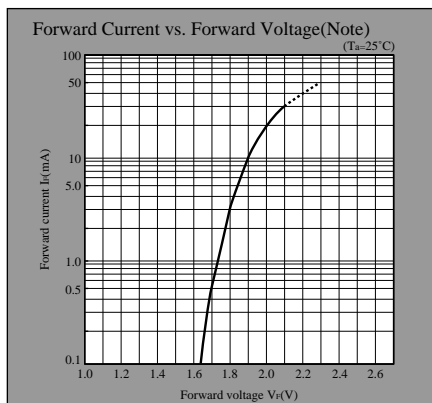
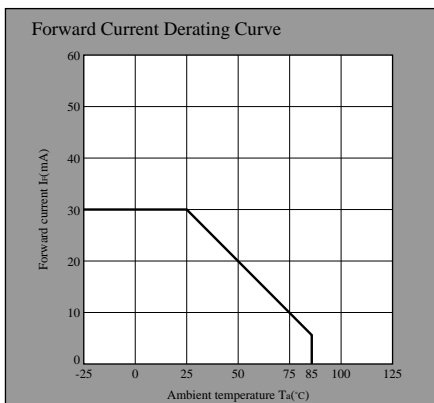
- (Notice) • In the absence of confirmation by device specification sheets, SHARP takes no responsibility for any defects that may occur in equipment using any SHARP devices shown in catalogs, data books, etc. Contact SHARP in order to obtain the latest device specification sheets before using any SHARP device.
 (Internet) • Data for sharp's optoelectronic/power device is provided for internet.(Address <http://www.sharp.co.jp/ecg/>)

LED Lamp Characteristics Diagrams

HS series



HY series

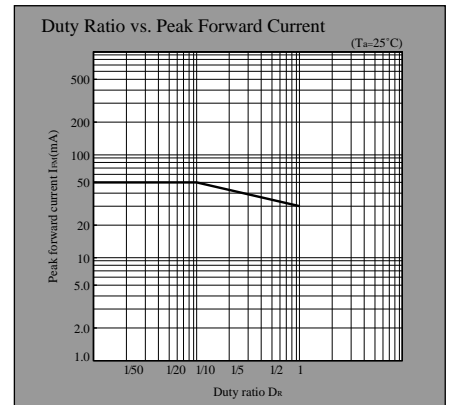
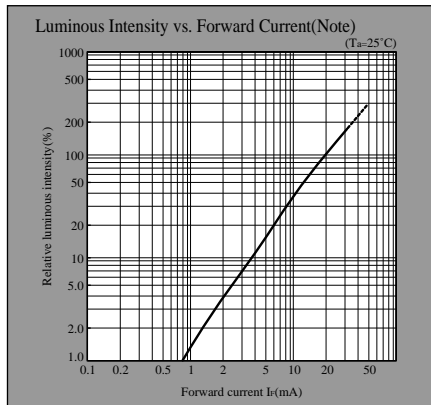
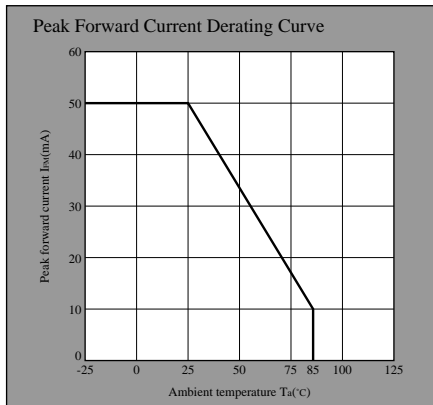
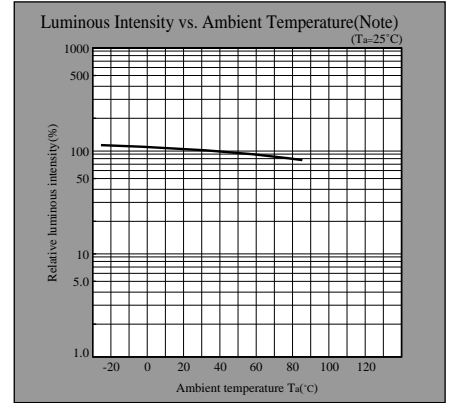
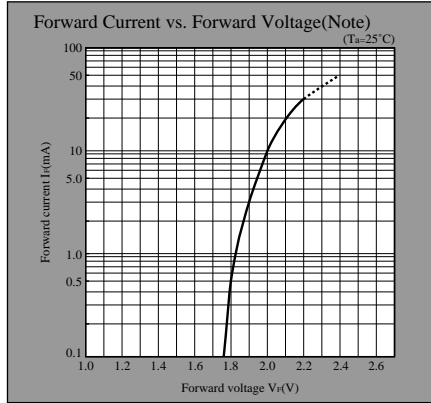
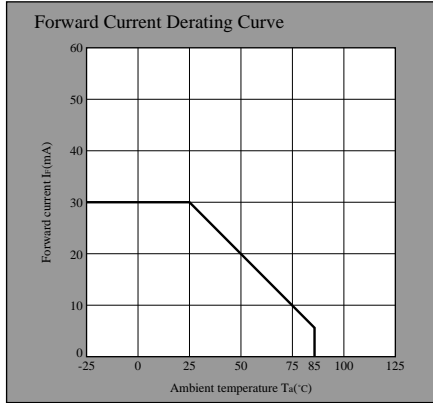


Note) Characteristics shown in diagrams are typical values. (not assurance value)

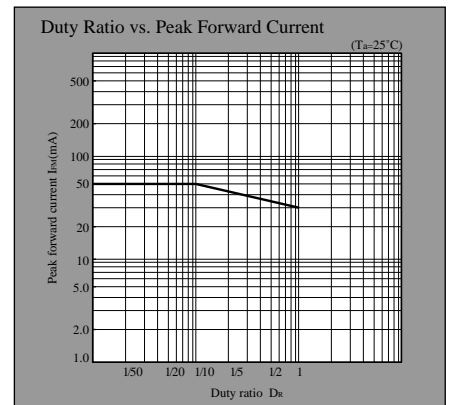
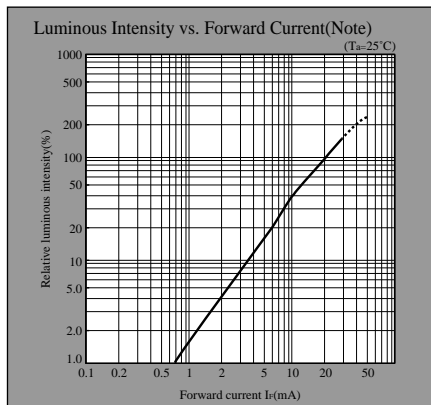
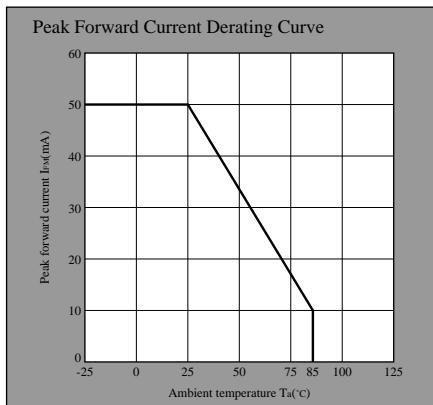
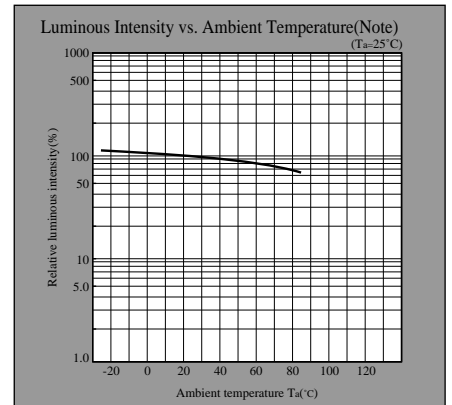
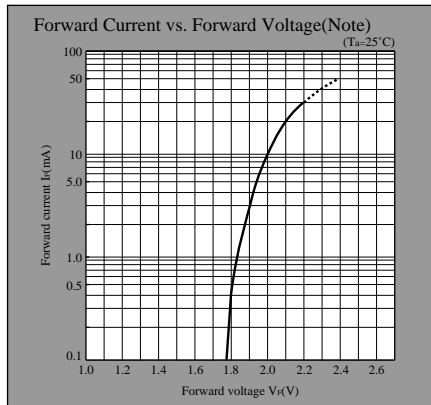
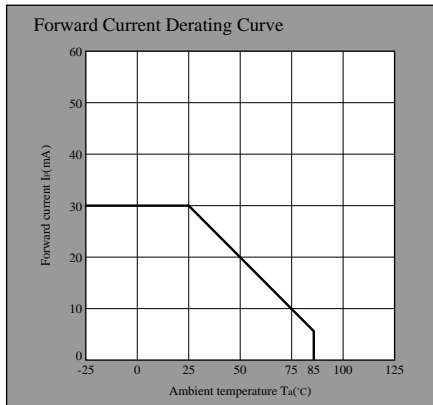
- (Notice) • In the absence of confirmation by device specification sheets, SHARP takes no responsibility for any defects that may occur in equipment using any SHARP devices shown in catalogs, data books, etc. Contact SHARP in order to obtain the latest device specification sheets before using any SHARP device.
- (Internet) • Data for sharp's optoelectronic/power device is provided for internet. (Address <http://www.sharp.co.jp/ecg/>)

LED Lamp Characteristics Diagrams

EG series



KG series

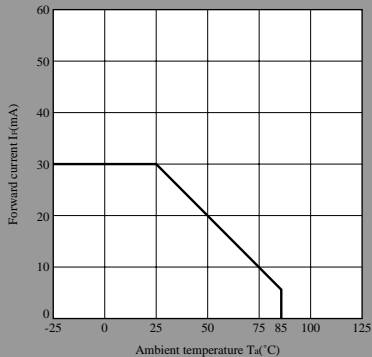


Note) Characteristics shown in diagrams are typical values. (not assurance value)

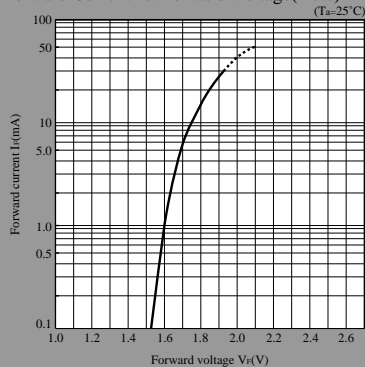
- (Notice) • In the absence of confirmation by device specification sheets, SHARP takes no responsibility for any defects that may occur in equipment using any SHARP devices shown in catalogs, data books, etc. Contact SHARP in order to obtain the latest device specification sheets before using any SHARP device.
 (Internet) • Data for sharp's optoelectronic/power device is provided for internet.(Address <http://www.sharp.co.jp/ecg/>)

UR series

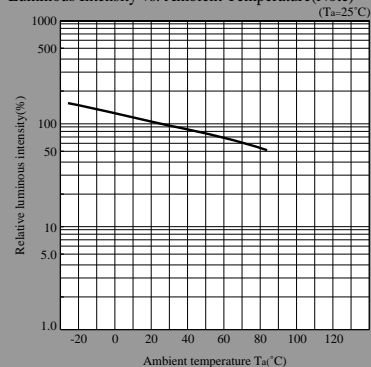
Forward Current Derating Curve



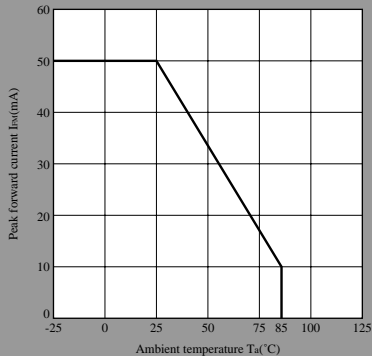
Forward Current vs. Forward Voltage(Note)



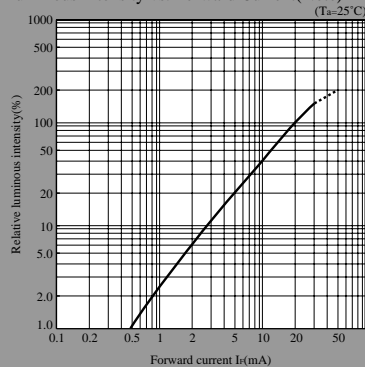
Luminous Intensity vs. Ambient Temperature(Note)



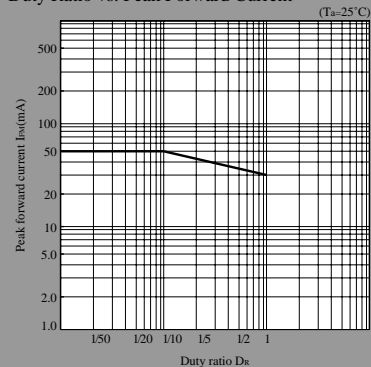
Peak Forward Current Derating Curve



Luminous Intensity vs. Forward Current(Note)



Duty Ratio vs. Peak Forward Current



Note) Characteristics shown in diagrams are typical values. (not assurance value)